




VIRGO





**Key to
Template:**

- 1) Mask**
- 2) Holes for elastic**
- 3) Eyeholes**
- 4) Crown**
- 5) Flowers**
- 6) Flower centres**
- 7 Virgo symbol**



INSTRUCTIONS FOR MAKING YOUR COSTUME:

- 1) Print out the two previous pages of this pdf on standard A4 paper (landscape format) and cut out the shapes that are numbered in the template key.
- 2) Use the paper shapes as templates to cut out the same shapes from pieces of coloured card. Cut out one crown (4), one mask (1), four flowers (5) and four flower centres (6)
- 3) To create more theatrical impact, use gold card for the crown, silver card for the mask, yellow card for all of the flower centres, and then four different colours for the four different flowers. The colours you choose are up to you – but make them bright and pretty!
- 4) Cut some long strands of different coloured ribbons (either fabric ribbon, or plastic parcel ribbon which is more curly), and stick them to the back of the crown, on the left and right side (see photo for placement).
- 5) Once the ribbons are attached, stick the crown to the top front of the mask, so it's centred over the eyeholes.
- 6) Stick the four flowers along the bottom edge of the crown, to create a garland effect
- 7) Stick the four flower centres to the middle of the flowers.
- 8) Stick the virgo zodiac sign to the front of your mask, just between the eyeholes.
- 9) Use a hole-punch or craft knife to make the holes for elastic (2) on each side of the mask, and thread with elastic, so you can wear your mask comfortably.
- 10) Finish off your costume by wrapping up warm in comfy, waterproof clothes — then make yourself an over-costume, by draping either a scarf, shawl, or large piece of fabric over your shoulders, in a colour that matches your mask (preferably a bright, or metallic colour, to make a more theatrical impact).



11) You can make your costume even more theatrical by sticking/sewing coloured fabric ribbons to your over-costume – or add feathers, tinsel, sequins... whatever you want to customise your zodiac sign!

